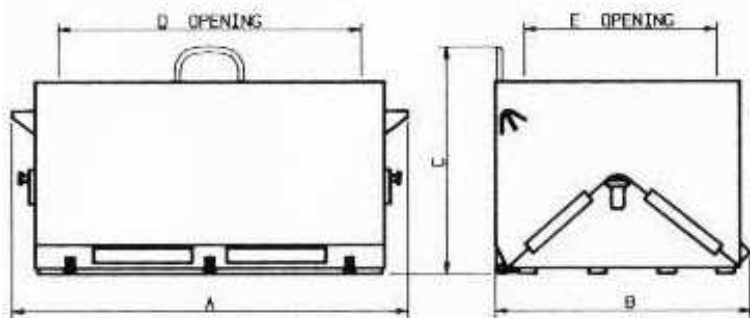
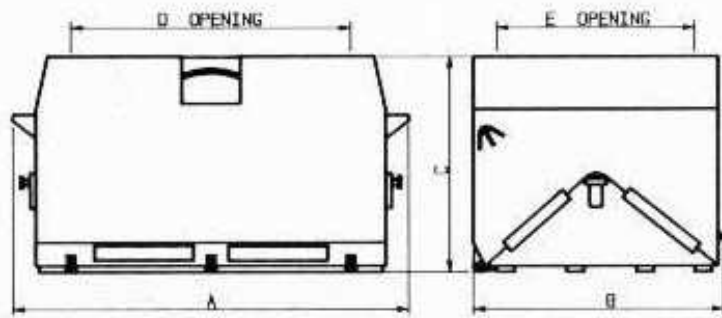


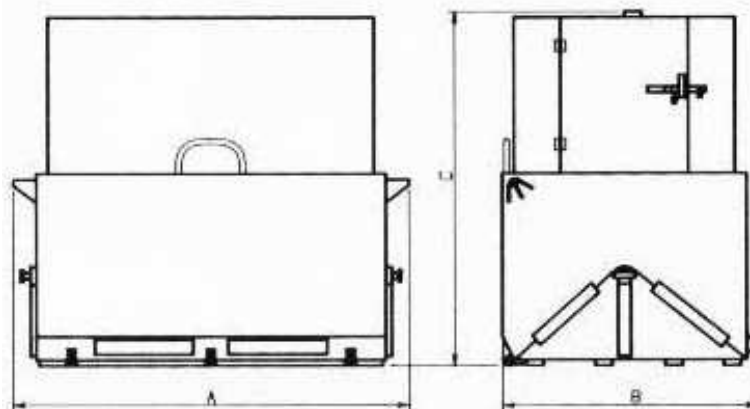
# CONTAINERS



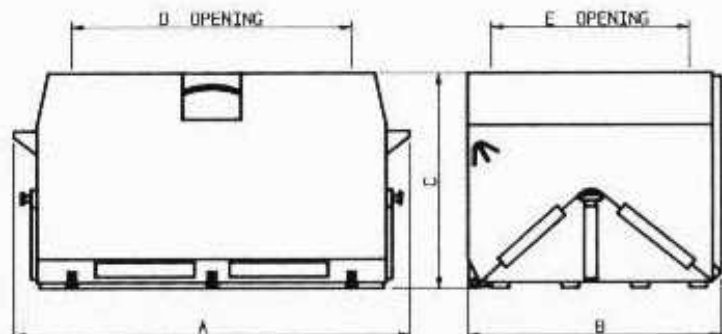
DROP BOTTOM TYPE						
SIZE	A	B	C	D	E	WEIGHT
3 CU. YD.	95	52 <sup>1</sup> / <sub>4</sub>	45 <sup>3</sup> / <sub>4</sub>	78 <sup>1</sup> / <sub>2</sub>	40	1350
4 CU. YD.	95	56 <sup>1</sup> / <sub>4</sub>	53 <sup>1</sup> / <sub>2</sub>	78 <sup>1</sup> / <sub>2</sub>	40	1600



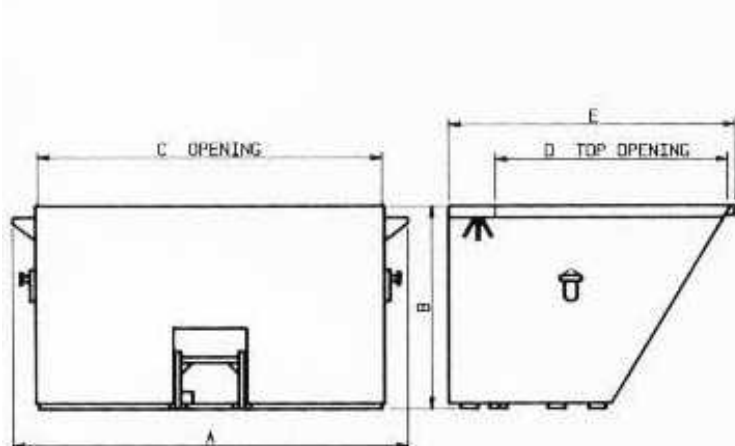
DROP BOTTOM TYPE						
SIZE	A	B	C	D	E	WEIGHT
6 CU. YD.	95	68 <sup>1</sup> / <sub>4</sub>	55	70 <sup>1</sup> / <sub>2</sub>	54	2200
8 CU. YD.	95	75 <sup>3</sup> / <sub>4</sub>	65 <sup>1</sup> / <sub>2</sub>	70 <sup>1</sup> / <sub>2</sub>	54	2800
10 CU. YD.	95	75 <sup>3</sup> / <sub>4</sub>	81	70 <sup>1</sup> / <sub>2</sub>	54	3200



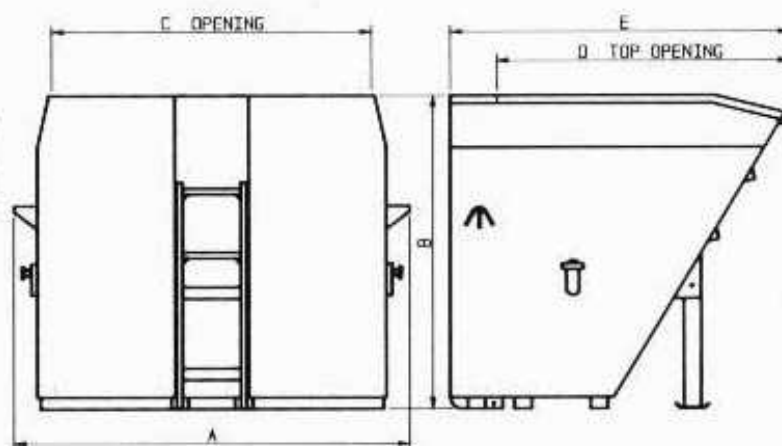
UNIVERSAL TYPE				
SIZE	A	B	C	WEIGHT
6 CU. YD.	95	59 <sup>3</sup> / <sub>4</sub>	68 <sup>1</sup> / <sub>4</sub>	1600
8 CU. YD.	95	70 <sup>3</sup> / <sub>4</sub>	73 <sup>3</sup> / <sub>4</sub>	1850
10 CU. YD.	95	76 <sup>3</sup> / <sub>4</sub>	83 <sup>1</sup> / <sub>4</sub>	2400
12 CU. YD.	95	86 <sup>1</sup> / <sub>4</sub>	87 <sup>1</sup> / <sub>4</sub>	2800



FLAT TOP TYPE						
SIZE	A	B	C	D	E	WEIGHT
6 CU. YD.	95	67 <sup>3</sup> / <sub>4</sub>	54 <sup>3</sup> / <sub>4</sub>	70 <sup>1</sup> / <sub>2</sub>	54	1750
8 CU. YD.	95	75 <sup>1</sup> / <sub>4</sub>	65 <sup>1</sup> / <sub>4</sub>	70 <sup>1</sup> / <sub>2</sub>	54	2100
10 CU. YD.	95	75 <sup>3</sup> / <sub>4</sub>	81	70 <sup>1</sup> / <sub>2</sub>	54	2500
12 CU. YD.	95	86 <sup>1</sup> / <sub>4</sub>	85 <sup>1</sup> / <sub>2</sub>	70 <sup>1</sup> / <sub>2</sub>	54	2800



OPEN TOP TILT TYPE - T2 BAIL						
SIZE	A	B	C	D	E	WEIGHT
3 CU. YD.	95	38 <sup>1</sup> / <sub>4</sub>	83 <sup>1</sup> / <sub>2</sub>	53	61 <sup>1</sup> / <sub>2</sub>	1250
4 CU. YD.	95	47 <sup>1</sup> / <sub>4</sub>	83 <sup>1</sup> / <sub>2</sub>	57 <sup>1</sup> / <sub>2</sub>	67 <sup>1</sup> / <sub>2</sub>	1500
5 CU. YD.	95	53 <sup>1</sup> / <sub>2</sub>	83 <sup>1</sup> / <sub>2</sub>	53 <sup>1</sup> / <sub>2</sub>	72 <sup>1</sup> / <sub>2</sub>	1800



OPEN TOP TILT TYPE - T1 BAIL						
SIZE	A	B	C	D	E	WEIGHT
6 CU. YD.	95	60 <sup>3</sup> / <sub>4</sub>	77 <sup>1</sup> / <sub>2</sub>	68 <sup>1</sup> / <sub>4</sub>	77	2250
7 <sup>1</sup> / <sub>2</sub> CU. YD.	95	70	77 <sup>1</sup> / <sub>2</sub>	76 <sup>1</sup> / <sub>4</sub>	85	2550

## NOTE:

- All dimensions are nominal.
- All containers continuously welded inside & outside.
- Counterbalanced lids, casters, sumps for liquid, special options & special containers available on request.