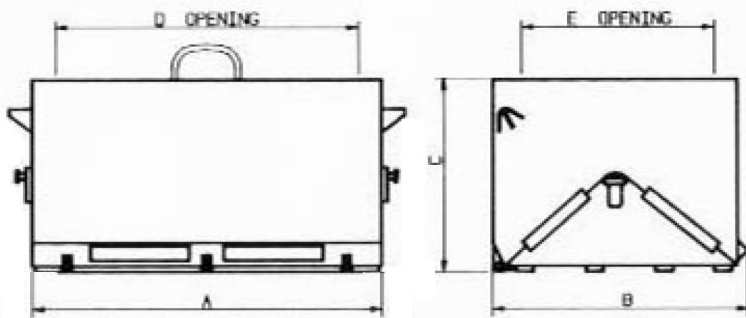
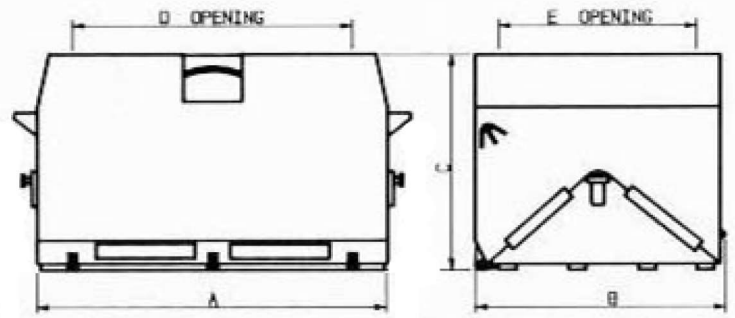


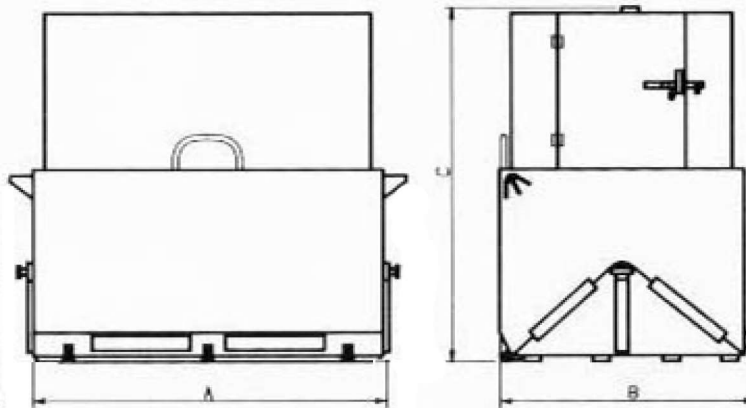
CONTAINERS



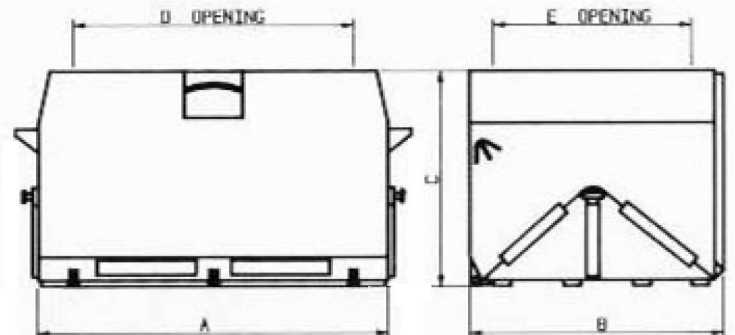
DROP BOTTOM TYPE						
SIZE	A	B	C	D	E	WEIGHT
3 CU. YD.	84	52 ¹ / ₄	45 ³ / ₄	78 ¹ / ₂	40	1350
4 CU. YD.	84	56 ¹ / ₄	53 ¹ / ₂	78 ¹ / ₂	40	1600



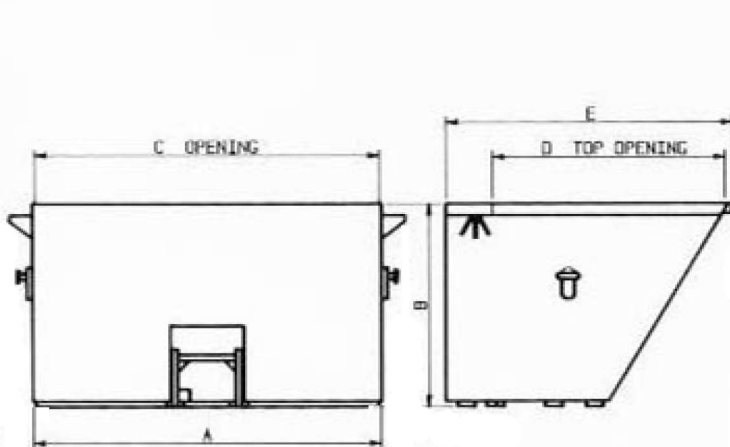
DROP BOTTOM TYPE						
SIZE	A	B	C	D	E	WEIGHT
6 CU. YD.	84	68 ¹ / ₄	55	70 ¹ / ₂	54	2200
8 CU. YD.	84	75 ³ / ₄	65 ¹ / ₂	70 ¹ / ₂	54	2800
10 CU. YD.	84	75 ³ / ₄	81	70 ¹ / ₂	54	3200



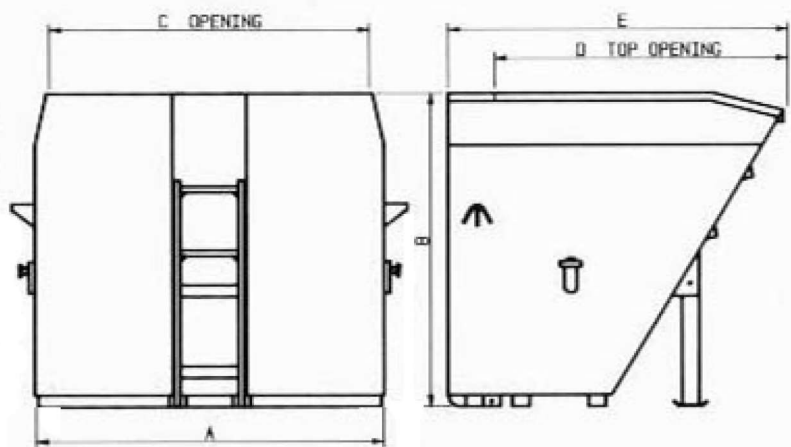
UNIVERSAL TYPE				
SIZE	A	B	C	WEIGHT
6 CU. YD.	84	59 ³ / ₄	68 ¹ / ₄	1600
8 CU. YD.	84	70 ³ / ₄	73 ³ / ₄	1850
10 CU. YD.	84	76 ³ / ₄	83 ¹ / ₄	2400
12 CU. YD.	84	86 ¹ / ₄	87 ¹ / ₄	2800



FLAT TOP TYPE						
SIZE	A	B	C	D	E	WEIGHT
6 CU. YD.	84	67 ³ / ₄	54 ³ / ₄	70 ¹ / ₂	54	1750
8 CU. YD.	84	75 ¹ / ₄	65 ¹ / ₄	70 ¹ / ₂	54	2100
10 CU. YD.	84	75 ³ / ₄	81	70 ¹ / ₂	54	2500
12 CU. YD.	84	86 ¹ / ₄	85 ¹ / ₂	70 ¹ / ₂	54	2800



OPEN TOP TILT TYPE - T2 BAIL						
SIZE	A	B	C	D	E	WEIGHT
3 CU. YD.	84	38 ¹ / ₄	83 ¹ / ₂	53	61 ¹ / ₂	1250
4 CU. YD.	84	47 ¹ / ₄	83 ¹ / ₂	57 ¹ / ₂	67 ¹ / ₂	1500
5 CU. YD.	84	53 ¹ / ₂	83 ¹ / ₂	53 ¹ / ₂	72 ¹ / ₂	1800



OPEN TOP TILT TYPE - T1 BAIL						
SIZE	A	B	C	D	E	WEIGHT
6 CU. YD.	84	60 ³ / ₄	77 ¹ / ₂	68 ¹ / ₄	77	2250
7 ¹ / ₂ CU. YD.	84	70	77 ¹ / ₂	76 ¹ / ₄	85	2550

NOTE:

- All dimensions are nominal.
- All containers continuously welded inside & outside.
- Counterbalanced lids, casters, sumps for liquid, special options & special containers available on request.